

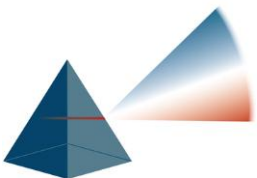


Survey on the Death Penalty

The information on the following pages comes from an IVR survey conducted on March 10th on a random sample of voters in Nebraska.

Contents

Methodology 3
Key Findings 4
Top Lines 5
Crosstabs 8



Methodology

We conducted a survey of voters in Nebraska. The sample size used to calculate this information was 2129 respondents. We used an automated IVR system that prompts the respondents to use their phone keypad to answer questions. The margin of error is +/- 2.12% at a 95% confidence level.

Voter Likelihood. We targeted voters who were likely to vote based on prior vote history.

Ethnicity. 89% of the survey is self-identified Caucasian respondents.

Age. 22% of the survey respondents self-identified as being between 50 to 64 years.

Home Phone Ownership. Due to the mode of administration of the survey, the sample is limited to individuals who own home phones.

Additional Sample Demographics. We recorded the age, party affiliation, county and gender of each respondent based on self-reporting.

About IVR Surveys. IVR surveys reduce interviewer bias to zero by eliminating the live human interviewer. Every poll respondent hears the same questions read the same way. Independent analyses from publications such as the Wall Street Journal¹, National Council on Public Polls², American Association of Public Opinion Research³ and The Pew Research Center all show automated, recorded voice surveys used to record candidate preferences have an accuracy level comparable to live interviewer surveys. In the 2008 Primary season, Nate Silver with fivethirtyeight.com concluded that two of the three most accurate polls were IVR surveys⁴. In the 2010 General Election, a similar comparison of polls nationwide concluded that IVR surveys were ranked second and fourth most accurate.⁵

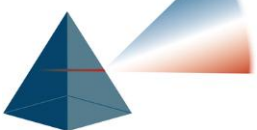
¹ WSJ, 11/6/2008 "...interactive voice response polls, or IVRs, were as accurate [in the 2008 elections] as live-interview surveys, and more thorough..."

² NCPP 12/18/2008 "For [2008] telephone surveys using live interviewers, the average error was 2.0 percentage points. It was 1.8 percentage points for IVR..."

³ AAOPR 4/2009 "The use of either computerized telephone interviewing [CATI] techniques or interactive voice response [IVR] techniques made no difference to the accuracy of estimates [in 2008 primary election polls]."

⁴ Fivethirtyeight.com 5/28/2008 Pollster ratings, accounting for the Democratic contests in North Carolina, Indiana, West Virginia, Kentucky, Ohio and Oregon show that two of the top three most accurate polls were conducted by IVR."

⁵ Fivethirtyeight.com 11/4/2008



Key Findings

Only 4% of Nebraskans think the Death Penalty is the top issue for the Nebraska Legislature.

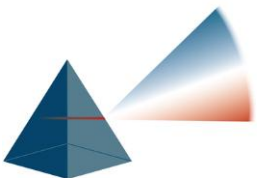
Nebraskans express equal support for Life in Prison with No Parole as an alternative to the Death Penalty.

- Generally, the older the voter, the more likely they are to support the alternative sentence.
- As expected, support for alternative sentencing increases among liberals and Democrats, but even one quarter of self identified “very conservatives” support life in prison without parole.
- Women are almost 10% more likely to support this alternative sentence
- Catholics are 16% more likely to support this alternative sentence

Bucking the party position on the Death Penalty is a deal breaker with only 15% of Nebraskans.

Almost half of respondents would support replacing the Death Penalty with a Life Without Parole alternative and another 17% are willing to consider it.

- 53% of self described ‘political moderates’ and about 2/3 of liberals agree on this.
- Women are about 2% more likely to support the change than men.
- A majority of Catholics support this change.



Toplines

When deciding how to cast your vote for your Nebraska state senator which of the following is the single most important issue?

Q1 - Issue	#	%
1 Education	378	17.8%
2 Taxes	673	31.6%
3 Crime and Public Safety	237	11.2%
4 Water and Natural Resources	263	12.4%
5 Jobs and the Economy	484	22.7%
6 Death Penalty	93	4.4%
Grand Total	2129	100.0%

In your opinion, which punishment is appropriate for people convicted of murder?

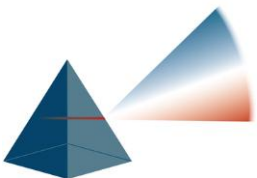
Q2 - Murder Conviction	#	%
1 Life in prison with possibility of parole	379	17.8%
2 Life in prison with no parole	624	29.3%
3 Life in prison with parole in 40 years	242	11.4%
4 Death Penalty	636	29.9%
5 Unsure	247	11.6%
Grand Total	2129	100.0%

Are you likely to support a candidate for office if you agree with the candidate on most issues and are of the same political party but you disagree with the candidate on the death penalty?

Q3 - Candidate Death Penalty Stance	#	%
1 Yes	837	39.3%
2 No	327	15.3%
3 Unsure	965	45.3%
Grand Total	2129	100.0%

Do you support or oppose replacing the death penalty with a sentence of life in prison with absolutely NO possibility of parole?

Q4 Replace Death Penalty	#	%
1 Support and replace with life in prison with no possibility of parole	1007	47.3%
2 Oppose	755	35.4%
3 Unsure	368	17.3%
Grand Total	2129	100.0%



Is this issue important enough to you that you would be willing to contact your state senator to talk about it?

Q5 - State Senator Contact	#	%
1 Yes	251	25%
2 No	453	45%
3 Unsure	309	31%
Grand Total	1013	100%

Political Leaning


Q6 - Political Leaning	#	%
1 Very Conservative	528	24.8%
2 Somewhat Conservative	561	26.4%
3 Moderate	523	24.6%
4 Somewhat Liberal	300	14.1%
5 Very Liberal	134	6.3%
6 Other	82	3.9%
Grand Total	2129	100.0%

Race

Q7 - Race	#	%
1 African American	110	5.1%
2 Caucasian or White	1891	88.8%
3 Asian	29	1.4%
4 Hispanic	27	1.3%
5 Other	72	3.4%
Grand Total	2129	100.0%

Party

Q8 - Party Registration	#	%
1 Republican	1048	49.2%
2 Democrat	743	34.9%
3 Other	309	14.5%
4 Not registered	29	1.4%
Grand Total	2129	100.0%

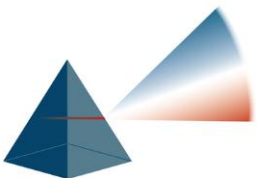


Gender		
Q9 - Gender	#	%
1 Male	894	42.0%
2 Female	1206	56.7%
3 Other	29	1.3%
Grand Total	2129	100.0%

Religion		
Q10 - Religion	#	%
1 Protestant	1009	47.4%
2 Roman Catholic	590	27.7%
3 Jewish	46	2.2%
4 Another religion	282	13.3%
5 Not religious	202	9.5%
Grand Total	2129	100.0%

Age		
Q11 - Age	#	%
1 18-34	213	10.0%
2 35-44	362	17.0%
3 45-54	405	19.0%
4 55-64	468	22.0%
5 65 or older	681	32.0%
Grand Total	2129	100.0%

CD		
CD	#	%
1	759	35.7%
2	723	34.0%
3	646	30.4%
Grand Total	2129	100.0%



Crosstabs

When deciding how to cast your vote for your Nebraska state senator which of the following is the single most important issue?

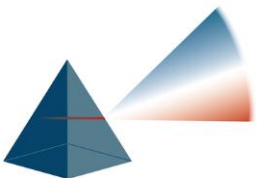
%	Q11 - Age					Grand Total
	1 18-34	2 35-44	3 45-54	4 55-64	5 65 or older	
Q1 - Issue						
1 Education	31%	22%	15%	17%	14%	17%
2 Taxes	30%	33%	30%	31%	32%	32%
3 Crime and Public Safety	8%	8%	11%	11%	15%	12%
4 Water and Natural Resources	15%	13%	10%	13%	12%	12%
5 Jobs and the Economy	14%	22%	30%	23%	21%	23%
6 Death Penalty	2%	3%	4%	5%	6%	5%
Grand Total	100%	100%	100%	100%	100%	100%

In your opinion, which punishment is appropriate for people convicted of murder?

%	Q11 - Age					Grand Total
	1 18-34	2 35-44	3 45-54	4 55-64	5 65 or older	
Q2 - Murder Conviction						
1 Life in prison with possibility of parole	27%	21%	18%	18%	14%	17%
2 Life in prison with no parole	22%	25%	24%	30%	37%	30%
3 Life in prison with parole in 40 years	12%	9%	12%	11%	12%	11%
4 Death Penalty	24%	32%	36%	31%	26%	30%
5 Unsure	15%	13%	10%	11%	11%	11%
Grand Total	100%	100%	100%	100%	100%	100%

Are you likely to support a candidate for office if you agree with the candidate on most issues and are of the same political party but you disagree with the candidate on the death penalty?

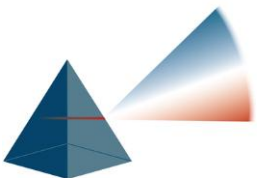
%	Q11 - Age					Grand Total
	1 18-34	2 35-44	3 45-54	4 55-64	5 65 or older	
Q3 - Candidate Death Penalty Stance						
1 Yes	48%	46%	38%	42%	32%	38%
2 No	10%	18%	16%	19%	13%	16%
3 Unsure	43%	37%	46%	39%	54%	46%
Grand Total	100%	100%	100%	100%	100%	100%



Do you support or oppose replacing the death penalty with a sentence of life in prison with absolutely NO possibility of parole?						
%	Q11 - Age					Grand Total
	1 18-34	2 35-44	3 45-54	4 55-64	5 65 or older	
Q4 Replace Death Penalty						
1 Support and replace with life in prison with no possibility of parole	48%	44%	39%	48%	53%	48%
2 Oppose	33%	40%	42%	37%	28%	35%
3 Unsure	19%	16%	18%	14%	19%	17%
Grand Total	100%	100%	100%	100%	100%	100%

Is this issue important enough to you that you would be willing to contact your state senator to talk about it?						
%	Q11 - Age					Grand Total
	1 18-34	2 35-44	3 45-54	4 55-64	5 65 or older	
Q5 - State Senator Contact						
1 Yes	30%	25%	22%	26%	25%	25%
2 No	48%	55%	45%	47%	40%	45%
3 Unsure	22%	20%	33%	27%	36%	31%
Grand Total	100%	100%	100%	100%	100%	100%

When deciding how to cast your vote for your Nebraska state senator which of the following is the single most important issue?					
%	Q8 - Party Registration				Grand Total
	1 Republican	2 Democrat	3 Other	4 Not registered	
Q1 - Issue					
1 Education	14.6%	22.2%	18.1%	17.1%	17.8%
2 Taxes	38.4%	22.6%	30.5%	28.6%	31.6%
3 Crime and Public Safety	12.1%	8.8%	13.1%	19.4%	11.2%
4 Water and Natural Resources	7.7%	18.5%	13.8%	7.1%	12.4%
5 Jobs and the Economy	23.7%	22.6%	19.7%	20.8%	22.7%
6 Death Penalty	3.6%	5.3%	4.7%	7.1%	4.4%
Grand Total	100.0%	100.0%	100.0%	100.0%	100.0%



In your opinion, which punishment is appropriate for people convicted of murder?

%	Q8 - Party Registration				Grand Total
	1 Republican	2 Democrat	3 Other	4 Not registered	
Q2 - Murder Conviction					
1 Life in prison with possibility of parole	20.4%	14.1%	17.9%	19.4%	17.8%
2 Life in prison with no parole	28.2%	32.9%	25.8%	16.3%	29.3%
3 Life in prison with parole in 40 years	6.6%	17.7%	13.0%	3.1%	11.4%
4 Death Penalty	34.8%	23.2%	28.6%	37.3%	29.9%
5 Unsure	10.0%	12.2%	14.6%	23.9%	11.6%
Grand Total	100.0%	100.0%	100.0%	100.0%	100.0%

Are you likely to support a candidate for office if you agree with the candidate on most issues and are of the same political party but you disagree with the candidate on the death penalty?

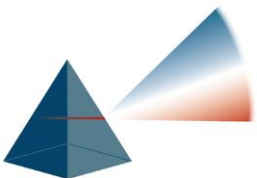
%	Q8 - Party Registration				Grand Total
	1 Republican	2 Democrat	3 Other	4 Not registered	
Q3 - Candidate Death Penalty Stance					
1 Yes	42.3%	37.2%	35.0%	31.9%	39.3%
2 No	14.7%	15.3%	17.2%	21.6%	15.3%
3 Unsure	43.1%	47.4%	47.8%	46.5%	45.3%
Grand Total	100.0%	100.0%	100.0%	100.0%	100.0%

Do you support or oppose replacing the death penalty with a sentence of life in prison with absolutely NO possibility of parole?

%	Q8 - Party Registration				Grand Total
	1 Republican	2 Democrat	3 Other	4 Not registered	
Q4 Replace Death Penalty					
1 Support and replace with life in prison with no possibility of parole	40.9%	58.0%	44.1%	37.4%	47.3%
2 Oppose	41.7%	25.7%	36.7%	46.7%	35.4%
3 Unsure	17.5%	16.3%	19.2%	16.0%	17.3%
Grand Total	100.0%	100.0%	100.0%	100.0%	100.0%

Is this issue important enough to you that you would be willing to contact your state senator to talk about it?

%	Q8 - Party Registration				Grand Total
	1 Republican	2 Democrat	3 Other	4 Not registered	
Q5 - State Senator Contact					
1 Yes	22%	29%	20%	11%	25%
2 No	47%	43%	43%	56%	45%
3 Unsure	31%	28%	37%	33%	31%
Grand Total	100%	100%	100%	100%	100%

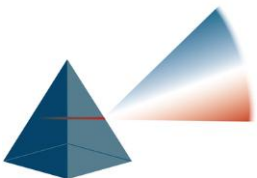


When deciding how to cast your vote for your Nebraska state senator which of the following is the single most important issue?

%	Q6 - Political Leaning						Grand Total
	1 Very Conservative	2 Somewhat Conservative	3 Moderate	4 Somewhat Liberal	5 Very Liberal	6 Other	
Q1 - Issue							
1 Education	11.7%	13.6%	19.3%	27.1%	36.2%	11.3%	17.8%
2 Taxes	39.6%	39.9%	30.6%	13.9%	11.1%	28.7%	31.6%
3 Crime and Public Safety	11.0%	14.0%	10.6%	9.4%	6.2%	10.9%	11.2%
4 Water and Natural Resources	6.9%	6.6%	14.1%	24.9%	23.1%	12.9%	12.4%
5 Jobs and the Economy	25.3%	22.9%	21.0%	20.4%	18.6%	31.6%	22.7%
6 Death Penalty	5.5%	3.2%	4.4%	4.4%	4.8%	4.7%	4.4%
Grand Total	100.0%	100.0%	100.0%	100.0%	100.0%	100.0%	100.0%

In your opinion, which punishment is appropriate for people convicted of murder?

%	Q6 - Political Leaning						Grand Total
	1 Very Conservative	2 Somewhat Conservative	3 Moderate	4 Somewhat Liberal	5 Very Liberal	6 Other	
Q2 - Murder Conviction							
1 Life in prison with possibility of parole	25.7%	15.0%	16.0%	14.9%	16.0%	11.8%	17.8%
2 Life in prison with no parole	24.9%	29.8%	32.7%	31.1%	30.3%	25.5%	29.3%
3 Life in prison with parole in 40 years	3.5%	7.8%	12.4%	20.6%	29.3%	16.0%	11.4%
4 Death Penalty	37.0%	34.3%	27.8%	19.9%	11.9%	33.1%	29.9%
5 Unsure	8.9%	13.0%	11.2%	13.5%	12.5%	13.6%	11.6%
Grand Total	100.0%	100.0%	100.0%	100.0%	100.0%	100.0%	100.0%



Are you likely to support a candidate for office if you agree with the candidate on most issues and are of the same political party but you disagree with the candidate on the death penalty?


%	Q6 - Political Leaning						Grand Total
	1 Very Conservative	2 Somewhat Conservative	3 Moderate	4 Somewhat Liberal	5 Very Liberal	6 Other	
Q3 - Candidate Death Penalty Stance							
1 Yes	45.6%	38.5%	32.5%	37.8%	52.0%	33.4%	39.3%
2 No	14.8%	15.7%	16.0%	14.9%	18.9%	8.7%	15.3%
3 Unsure	39.7%	45.8%	51.5%	47.3%	29.2%	57.9%	45.3%
Grand Total	100.0%	100.0%	100.0%	100.0%	100.0%	100.0%	100.0%

Do you support or oppose replacing the death penalty with a sentence of life in prison with absolutely NO possibility of parole?

%	Q6 - Political Leaning						Grand Total
	1 Very Conservative	2 Somewhat Conservative	3 Moderate	4 Somewhat Liberal	5 Very Liberal	6 Other	
Q4 Replace Death Penalty							
1 Support and replace with life in prison with no possibility of parole	36.0%	39.7%	52.9%	65.1%	69.0%	35.3%	47.3%
2 Oppose	48.6%	40.9%	29.0%	21.6%	17.0%	35.1%	35.4%
3 Unsure	15.4%	19.4%	18.0%	13.3%	14.0%	29.7%	17.3%
Grand Total	100.0%	100.0%	100.0%	100.0%	100.0%	100.0%	100.0%

Is this issue important enough to you that you would be willing to contact your state senator to talk about it?

%	Q6 - Political Leaning						Grand Total
	1 Very Conservative	2 Somewhat Conservative	3 Moderate	4 Somewhat Liberal	5 Very Liberal	6 Other	
Q5 - State Senator Contact							
1 Yes	25%	19%	24%	27%	41%	12%	25%
2 No	40%	50%	47%	46%	30%	54%	45%
3 Unsure	35%	30%	30%	27%	30%	35%	31%
Grand Total	100%	100%	100%	100%	100%	100%	100%



When deciding how to cast your vote for your Nebraska state senator which of the following is the single most important issue?

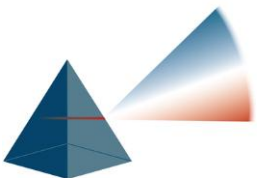
%	Q7 - Race					
	1 African American	2 Caucasian or White	3 Asian	4 Hispanic	5 Other	Grand Total
Q1 - Issue						
1 Education	30.3%	17.1%	26.9%	11.5%	13.5%	17.8%
2 Taxes	24.1%	32.0%	20.7%	24.0%	40.8%	31.6%
3 Crime and Public Safety	11.2%	10.9%	20.6%	17.6%	11.7%	11.2%
4 Water and Natural Resources	3.7%	12.9%	9.1%	23.6%	9.0%	12.4%
5 Jobs and the Economy	29.0%	23.0%	15.2%	8.4%	14.8%	22.7%
6 Death Penalty	1.7%	4.1%	7.5%	14.9%	10.2%	4.4%
Grand Total	100.0%	100.0%	100.0%	100.0%	100.0%	100.0%

In your opinion, which punishment is appropriate for people convicted of murder?

%	Q7 - Race					
	1 African American	2 Caucasian or White	3 Asian	4 Hispanic	5 Other	Grand Total
Q2 - Murder Conviction						
1 Life in prison with possibility of parole	34.7%	16.9%	16.1%	11.7%	20.0%	17.8%
2 Life in prison with no parole	24.8%	30.4%	21.3%	21.8%	14.6%	29.3%
3 Life in prison with parole in 40 years	10.2%	11.5%	18.1%	14.7%	5.3%	11.4%
4 Death Penalty	21.2%	29.9%	32.3%	37.4%	38.6%	29.9%
5 Unsure	9.1%	11.3%	12.1%	14.4%	21.5%	11.6%
Grand Total	100.0%	100.0%	100.0%	100.0%	100.0%	100.0%

Are you likely to support a candidate for office if you agree with the candidate on most issues and are of the same political party but you disagree with the candidate on the death penalty?

%	Q7 - Race					
	1 African American	2 Caucasian or White	3 Asian	4 Hispanic	5 Other	Grand Total
Q3 - Candidate Death Penalty Stance						
1 Yes	43.3%	39.4%	32.6%	46.1%	32.0%	39.3%
2 No	12.1%	15.7%	16.4%	13.4%	12.2%	15.3%
3 Unsure	44.5%	44.9%	51.0%	40.5%	55.8%	45.3%
Grand Total	100.0%	100.0%	100.0%	100.0%	100.0%	100.0%



Do you support or oppose replacing the death penalty with a sentence of life in prison with absolutely NO possibility of parole?

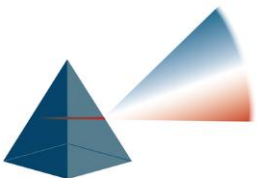
%	Q7 - Race					Grand Total
	1 African American	2 Caucasian or White	3 Asian	4 Hispanic	5 Other	
Q4 Replace Death Penalty						
1 Support and replace with life in prison with no possibility of parole	49.9%	48.3%	33.6%	31.8%	28.8%	47.3%
2 Oppose	34.3%	34.9%	35.3%	44.2%	47.3%	35.4%
3 Unsure	15.8%	16.8%	31.0%	24.0%	23.8%	17.3%
Grand Total	100.0%	100.0%	100.0%	100.0%	100.0%	100.0%

Is this issue important enough to you that you would be willing to contact your state senator to talk about it?

%	Q7 - Race					Grand Total
	1 African American	2 Caucasian or White	3 Asian	4 Hispanic	5 Other	
Q5 - State Senator Contact						
1 Yes	51%	23%	50%	25%	21%	25%
2 No	32%	45%	30%	50%	53%	45%
3 Unsure	17%	31%	20%	25%	26%	31%
Grand Total	100%	100%	100%	100%	100%	100%

When deciding how to cast your vote for your Nebraska state senator which of the following is the single most important issue?

%	Q9 - Gender			Grand Total
	1 Male	2 Female	3 Other	
Q1 - Issue				
1 Education	18.3%	17.5%	12.0%	17.8%
2 Taxes	33.7%	29.6%	53.9%	31.6%
3 Crime and Public Safety	8.9%	12.6%	20.0%	11.2%
4 Water and Natural Resources	10.5%	14.0%	0.0%	12.4%
5 Jobs and the Economy	23.7%	22.3%	10.9%	22.7%
6 Death Penalty	4.9%	4.0%	3.1%	4.4%
Grand Total	100.0%	100.0%	100.0%	100.0%



In your opinion, which punishment is appropriate for people convicted of murder?

%	Q9 - Gender			Grand Total
	1 Male	2 Female	3 Other	
Q2 - Murder Conviction				
1 Life in prison with possibility of parole	20.5%	15.5%	29.7%	17.8%
2 Life in prison with no parole	24.0%	33.6%	16.4%	29.3%
3 Life in prison with parole in 40 years	11.7%	10.9%	19.6%	11.4%
4 Death Penalty	34.9%	26.5%	16.6%	29.9%
5 Unsure	8.9%	13.5%	17.7%	11.6%
Grand Total	100.0%	100.0%	100.0%	100.0%

Are you likely to support a candidate for office if you agree with the candidate on most issues and are of the same political party but you disagree with the candidate on the death penalty?

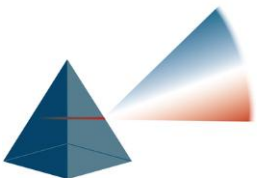
%	Q9 - Gender			Grand Total
	1 Male	2 Female	3 Other	
Q3 - Candidate Death Penalty Stance				
1 Yes	41.7%	38.1%	16.1%	39.3%
2 No	17.6%	13.6%	19.8%	15.3%
3 Unsure	40.7%	48.3%	64.0%	45.3%
Grand Total	100.0%	100.0%	100.0%	100.0%

Do you support or oppose replacing the death penalty with a sentence of life in prison with absolutely NO possibility of parole?

%	Q9 - Gender			Grand Total
	1 Male	2 Female	3 Other	
Q4 Replace Death Penalty				
1 Support and replace with life in prison with no possibility of parole	46.2%	48.4%	35.4%	47.3%
2 Oppose	41.6%	30.7%	41.6%	35.4%
3 Unsure	12.2%	20.9%	23.0%	17.3%
Grand Total	100.0%	100.0%	100.0%	100.0%

Is this issue important enough to you that you would be willing to contact your state senator to talk about it?

%	Q9 - Gender			Grand Total
	1 Male	2 Female	3 Other	
Q5 - State Senator Contact				
1 Yes	29%	22%	25%	25%
2 No	46%	44%	50%	45%
3 Unsure	25%	34%	25%	31%
Grand Total	100%	100%	100%	100%



When deciding how to cast your vote for your Nebraska state senator which of the following is the single most important issue?


%	Q10 - Religion					Grand Total
	1 Protestant	2 Roman Catholic	3 Jewish	4 Another religion	5 Not religious	
Q1 - Issue						
1 Education	18.1%	15.9%	11.5%	17.4%	23.5%	17.8%
2 Taxes	31.4%	33.8%	43.7%	31.3%	23.8%	31.6%
3 Crime and Public Safety	12.6%	10.1%	15.9%	11.4%	5.8%	11.2%
4 Water and Natural Resources	12.1%	10.8%	9.1%	13.3%	17.7%	12.4%
5 Jobs and the Economy	22.0%	23.1%	16.0%	23.6%	25.4%	22.7%
6 Death Penalty	3.8%	6.3%	3.8%	3.1%	3.8%	4.4%
Grand Total	100.0%	100.0%	100.0%	100.0%	100.0%	100.0%

In your opinion, which punishment is appropriate for people convicted of murder?

%	Q10 - Religion					Grand Total
	1 Protestant	2 Roman Catholic	3 Jewish	4 Another religion	5 Not religious	
Q2 - Murder Conviction						
1 Life in prison with possibility of parole	19.1%	14.6%	26.4%	19.0%	17.1%	17.8%
2 Life in prison with no parole	27.5%	38.5%	31.3%	23.1%	19.8%	29.3%
3 Life in prison with parole in 40 years	10.5%	11.0%	9.8%	8.5%	21.1%	11.4%
4 Death Penalty	32.1%	26.1%	17.8%	34.6%	25.9%	29.9%
5 Unsure	10.7%	9.9%	14.7%	14.7%	16.1%	11.6%
Grand Total	100.0%	100.0%	100.0%	100.0%	100.0%	100.0%

Are you likely to support a candidate for office if you agree with the candidate on most issues and are of the same political party but you disagree with the candidate on the death penalty?

%	Q10 - Religion					Grand Total
	1 Protestant	2 Roman Catholic	3 Jewish	4 Another religion	5 Not religious	
Q3 - Candidate Death Penalty Stance						
1 Yes	41.8%	35.8%	44.7%	35.8%	40.7%	39.3%
2 No	14.7%	17.2%	17.7%	12.3%	16.9%	15.3%
3 Unsure	43.5%	47.0%	37.7%	51.8%	42.3%	45.3%
Grand Total	100.0%	100.0%	100.0%	100.0%	100.0%	100.0%



Do you support or oppose replacing the death penalty with a sentence of life in prison with absolutely NO possibility of parole?

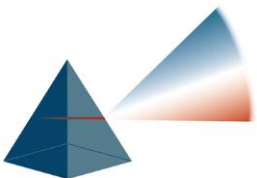
%	Q10 - Religion					Grand Total
	1 Protestant	2 Roman Catholic	3 Jewish	4 Another religion	5 Not religious	
Q4 Replace Death Penalty						
1 Support and replace with life in prison with no possibility of parole	45.7%	53.9%	37.3%	35.9%	53.9%	47.3%
2 Oppose	36.8%	31.8%	30.0%	40.6%	33.5%	35.4%
3 Unsure	17.5%	14.3%	32.8%	23.5%	12.6%	17.3%
Grand Total	100.0%	100.0%	100.0%	100.0%	100.0%	100.0%

Is this issue important enough to you that you would be willing to contact your state senator to talk about it?

%	Q10 - Religion					Grand Total
	1 Protestant	2 Roman Catholic	3 Jewish	4 Another religion	5 Not religious	
Q5 - State Senator Contact						
1 Yes	22%	27%	33%	24%	29%	25%
2 No	42%	45%	53%	48%	49%	45%
3 Unsure	35%	28%	13%	28%	21%	31%
Grand Total	100%	100%	100%	100%	100%	100%

When deciding how to cast your vote for your Nebraska state senator which of the following is the single most important issue?

%	CD			Grand Total
	1	2	3	
Q1 - Issue				
1 Education	20.7%	17.9%	14.1%	17.8%
2 Taxes	28.6%	31.9%	34.9%	31.6%
3 Crime and Public Safety	9.6%	14.2%	9.6%	11.2%
4 Water and Natural Resources	12.0%	10.2%	15.2%	12.4%
5 Jobs and the Economy	24.7%	21.1%	22.2%	22.7%
6 Death Penalty	4.5%	4.7%	4.0%	4.4%
Grand Total	100.0%	100.0%	100.0%	100.0%



In your opinion, which punishment is appropriate for people convicted of murder?				
%	CD			
Q2 - Murder Conviction	1	2	3	Grand Total
1 Life in prison with possibility of parole	17.0%	19.6%	16.7%	17.8%
2 Life in prison with no parole	28.8%	29.6%	29.7%	29.3%
3 Life in prison with parole in 40 years	12.1%	11.6%	10.2%	11.4%
4 Death Penalty	28.5%	28.4%	33.1%	29.9%
5 Unsure	13.6%	10.7%	10.3%	11.6%
Grand Total	100.0%	100.0%	100.0%	100.0%

Are you likely to support a candidate for office if you agree with the candidate on most issues and are of the same political party but you disagree with the candidate on the death penalty?				
%	CD			
Q3 - Candidate Death Penalty Stance	1	2	3	Grand Total
1 Yes	41.3%	42.2%	33.8%	39.3%
2 No	14.1%	17.4%	14.5%	15.3%
3 Unsure	44.5%	40.4%	51.7%	45.3%
Grand Total	100.0%	100.0%	100.0%	100.0%

Do you support or oppose replacing the death penalty with a sentence of life in prison with absolutely NO possibility of parole?				
%	CD			
Q4 Replace Death Penalty	1	2	3	Grand Total
1 Support and replace with life in prison with no possibility of parole	45.9%	52.0%	43.6%	47.3%
2 Oppose	36.7%	31.9%	38.0%	35.4%
3 Unsure	17.4%	16.1%	18.4%	17.3%
Grand Total	100.0%	100.0%	100.0%	100.0%

Is this issue important enough to you that you would be willing to contact your state senator to talk about it?				
%	CD			
Q5 - State Senator Contact	1	2	3	Grand Total
1 Yes	24%	27%	23%	25%
2 No	46%	47%	41%	45%
3 Unsure	30%	26%	37%	31%
Grand Total	100%	100%	100%	100%

